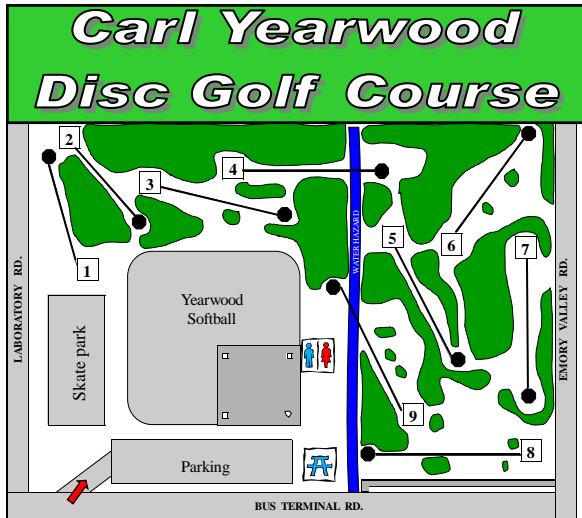



**DIRECTIONS:**

From Knoxville: Take Pellissippi Pkwy North to Lafayette Dr. Follow Lafayette Dr. to Laboratory Rd. Yearwood Park is approx 1/2 mile on the right.



**What to bring:**

- Flying Discs: There are professional style discs that are designed for the sport. Visit [www.pdga.com](http://www.pdga.com) to learn more about the discs. A plastic style disc can also be used for play.
- Drinking water
- Hiking shoes/walking shoes
- Long pants are recommended
- Bug spray and sunscreen
- Have fun!



DISTANCES ARE LISTED IN FEET (ft.) TO THE BASKET

Hole	Red Tee		Blue Tee		Par	NAMES			
	Pin #1	Pin #2	Pin #1	Pin #2					
1	224	260	204	280	3				
2	231	264	231	264	3				
3	261	303	249	291	3				
4	202	296	160	254	3				
5	222	220	171	173	3				
6	207	216	170	168	3				
7	203	229	186	212	3				
8	255	292	232	269	3				
9	189	212	202	225	3				
<b>Total</b>	1994	2292	1805	2136	27				



Bus Terminal Road, Oak Ridge, TN

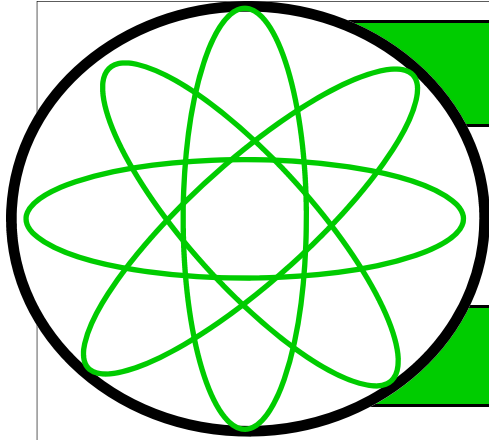
**Disc Golf Course**



City of Oak Ridge  
Recreation and Parks  
Department

865-425-3450

[www.orrecparks.org](http://www.orrecparks.org)



City of Oak Ridge Recreation and Parks Department

# Carl Yearwood Park

## DISC GOLF COURSE

### What is Disc Golf?

Disc golf, formalized in the 1970's, is played just like ball golf, except that players use a flying disc instead of balls and clubs. There are professionally designed discs for different shots, or you can simply play a round of disc golf with a plastic disc. The object of the game is to complete each hole in the fewest number of throws. Each throw must be made from the spot where the previous throw landed. Once the disc is resting in the chains or in the basket, the hole is completed and the score can be recorded.

### Disc Golf Rules for Recreational Play

- **GENERAL RULES:** Disc golf is played like ball golf. The object is to acquire the lowest completion score. Please pick up any trash you find and recycle when possible. Throw safely and have fun!
- **TEE THROWS:** Tee throws must be completed within the designated area. Do not throw until the players ahead of your group are out of range.
- **LIE:** The spot where the previous throw has landed is the placement for your next shot. Use a "mini" or turn over your disc to mark the spot.
- **THROWING ORDER:** After teeing off, the player who is farthest from the hole always throws first. The player who won the last hole, goes first.
- **FAIRWAY THROWS:** Fairway throws must be made with the foot closest to the hole on the lie. Run-ups and a follow-through step are allowed during a throw.
- **COMPLETION OF HOLE:** A hole is completed when a disc is at rest inside the basket or chains.
- **UN-PLAYABLE LIE:** A disc that lies above ground must be played directly below the lie.
- **OUT OF BOUNDS:** An out of bounds throw (across a fence, on a roof, or where marked) must be played 3 feet at the point where the disc went out of bounds.
- **PENALTIES:** Recreational players will not incur penalties during play. Advanced players will take a one stroke penalty for out of bounds or water hazard throws.